



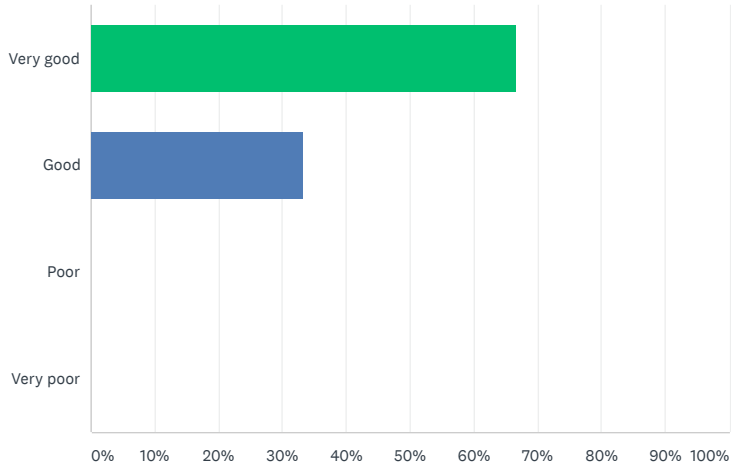
Survey Results

Q1

How was the image sharpness?

回答数 : 18 スキップ数 : 0

コメントを言

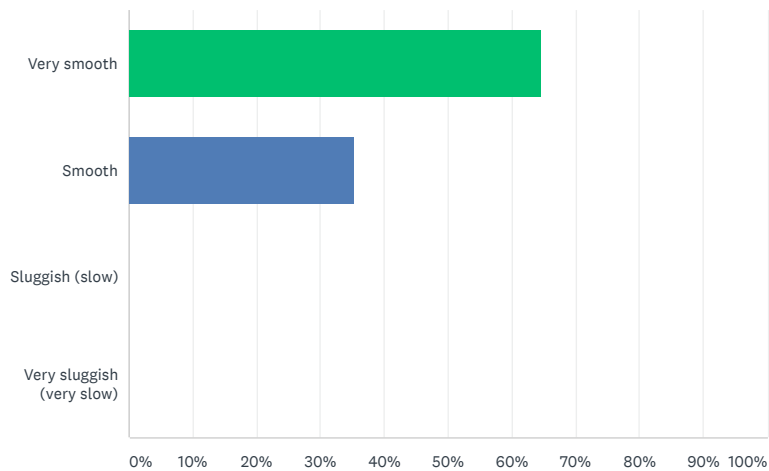


回答の選択肢	回答数
Very good	66.67% 12
Good	33.33% 6
Poor	0.00% 0
Very poor	0.00% 0
TOTAL	18

Q2

How was the image movement?

回答数 : 17 スキップ数 : 1



回答の選択肢	回答数
Very smooth	64.71% 11

共有リンク

<https://jp.surveymonkey.com/result>

コピー

Share

ツイート

G+ 共有

Share



回答数18件



Very sluggish (very slow)

0.00%

0

TOTAL

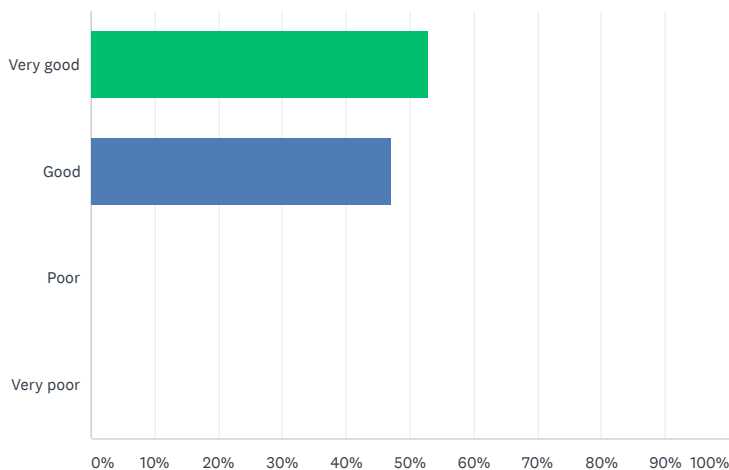
17

Q3



How was the quality of sound?

回答数 : 17 スキップ数 : 1



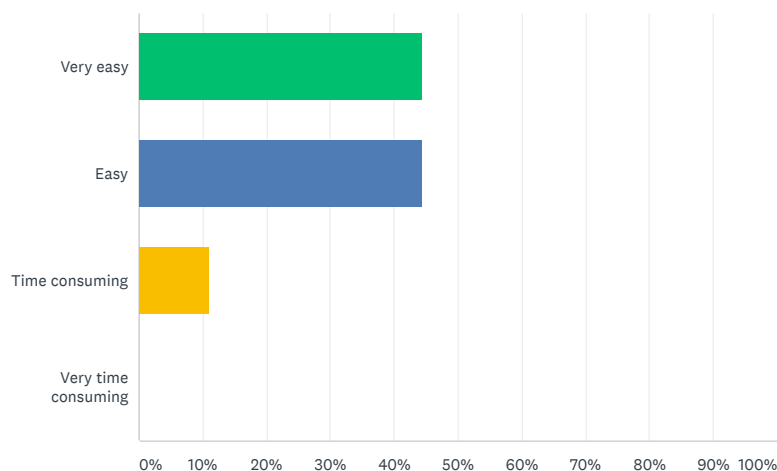
回答の選択肢	回答数	割合
Very good	9	52.94%
Good	8	47.06%
Poor	0	0.00%
Very poor	0	0.00%
TOTAL	17	

Q4



How was the preparations?

回答数 : 18 スキップ数 : 0



回答の選択肢	回答数	割合
Very easy	8	44.44%
Easy	8	44.44%
Time consuming	2	11.11%
Very time consuming	0	0.00%

共有リンク

回答数18件

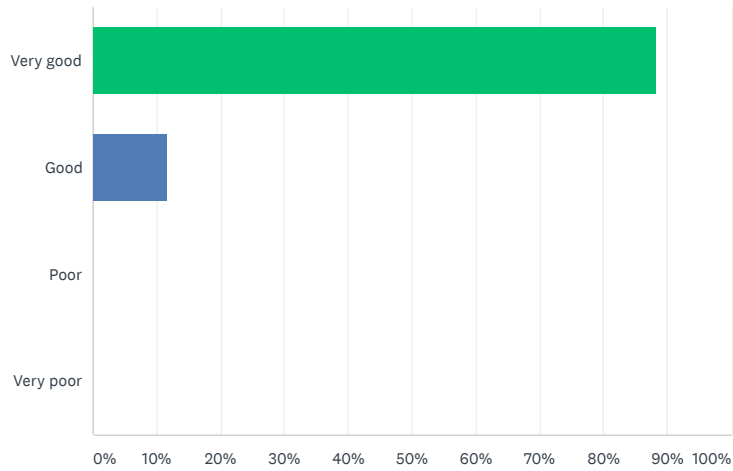


Q5



How was the program?

回答数 : 17 スキップ数 : 1



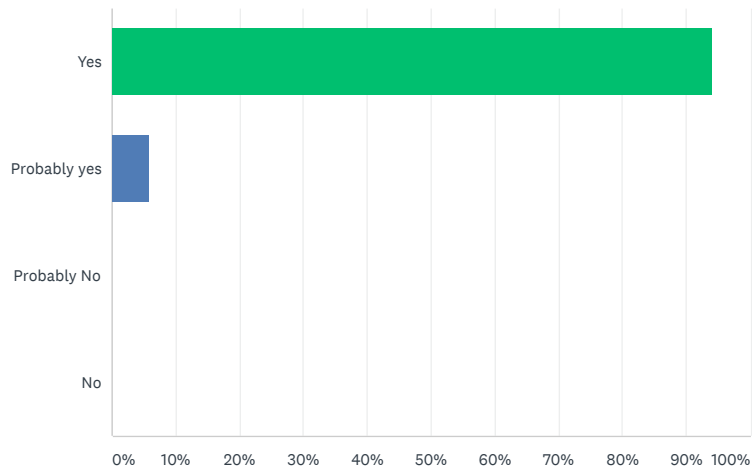
回答の選択肢	回答数	割合
Very good	15	88.24%
Good	2	11.76%
Poor	0	0.00%
Very poor	0	0.00%
TOTAL	17	

Q6



Will you attend another teleconference session next time?

回答数 : 17 スキップ数 : 1



回答の選択肢	回答数	割合
Yes	16	94.12%
Probably yes	1	5.88%
Probably No	0	0.00%
No	0	0.00%

共有リンク

回答数18件

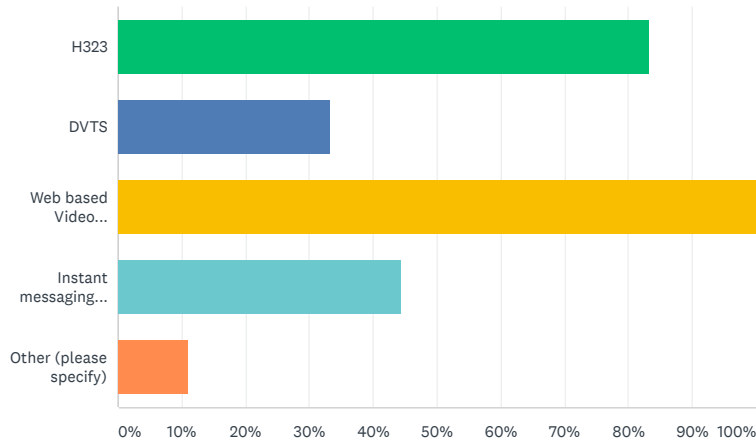


Q7



Which telemedicine technology use by your organization (you may select more than one answer)

回答数 : 18 スキップ数 : 0



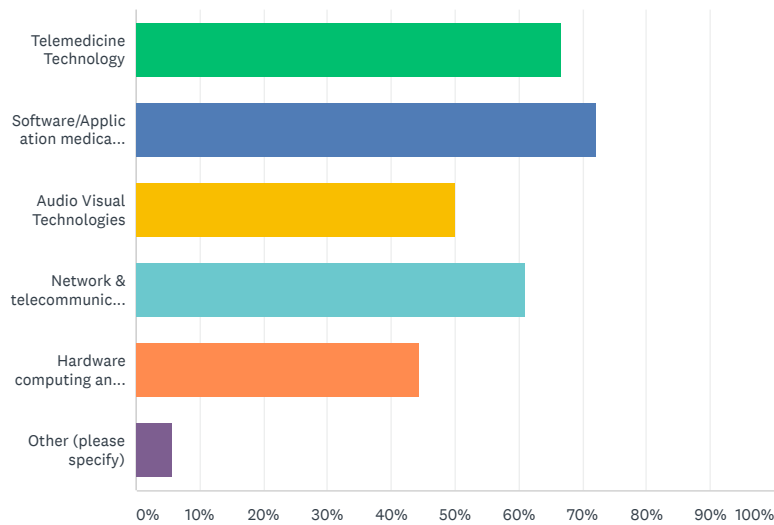
回答の選択肢	回答数	割合
H323	15	83.33%
DVTS	6	33.33%
Web based Video Conferencing (Vidyo, Zoom, etc)	18	100.00%
Instant messaging (Skype, Google Duo, etc)	8	44.44%
Other (please specify)	2	11.11%
Total Respondents: 18		

Q8



What topic that you would like to see in the next technology session?

回答数 : 18 スキップ数 : 0



回答の選択肢	回答数	割合
Telemedicine Technology	12	66.67%
Software/Application medical technology	13	72.22%

共有リンク

回答数18件



Hardware computing and medical technologies	44.44%	8
Other (please specify)	5.56%	1
Total Respondents: 18		

Q9



If you found any problems in teleconference, please write any comments you may have

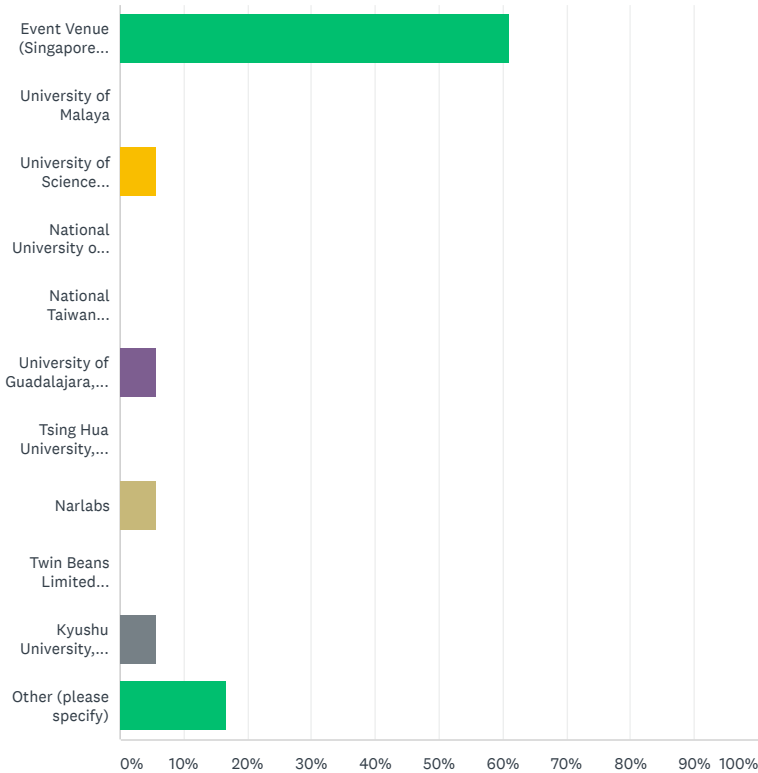
回答数 : 9 スキップ数 : 9

Q10



Which is your station?

回答数 : 18 スキップ数 : 0



回答の選択肢	回答数	割合
Event Venue (Singapore Biopolis Building)	11	61.11%
University of Malaya	0	0.00%
University of Science Malaysia	1	5.56%
National University of Malaysia	0	0.00%
National Taiwan University	0	0.00%
University of Guadalajara, Mexico	1	5.56%
Tsing Hua University, China	0	0.00%
Narlabs	1	5.56%
Twin Beans Limited Corporation	0	0.00%
Kyushu University, Japan	1	5.56%
Other (please specify)	3	16.67%
TOTAL	18	



Check out our [sample surveys](#) and [create your own now!](#)

共有リンク

回答数18件